

GWALIOR GLORY SCHOOL

WINTER HOLIDAY HOMEWORK ENGLISH (2024-25)

Class : I

Name : _____ Sec. : _____ Roll No. : _____ Date : _____

(1) Find the secret words:-

Use the code box to write the letters and form a word in the spaces below


Example:

D	A	N	C	E


Code box

A	B	C	D	E	H	I	J	K	L	N	O	P	R	S	T	U


1.




2.




3.




4.




5.




6.



7.



8.



(2) Read the following lines and answer the given questions.

THE NEW BICYCLE

Emma has a new bicycle. It is bright, pink and shiny. It was a gift from her uncle. He hid it behind a bush to surprise her. When Emma saw the bicycle, she jumped with joy. She gave her uncle a big hug and thanked him. She loves her new bicycle.

(a) How is Emma's new bicycle?

(b) Where was the bicycle hidden?



(c) Write any two:-

(i) Naming words _____

(ii) Describing words _____

(iii) Action words _____

(d) Who gifted the bicycle?

(3) Animals in hiding:-

Find the animals hiding in the following sentences:

Example- Close the door **at** once!

(rat)



(i) That will be a real help. (_____)

(ii) She came late everyday. (_____)

(iii) He came to America today. (_____)

(iv) Eric owes me ten cents. (_____)

(v) We made errors in each one. (_____)



(vi) Do good workers succeed? (_____)

(vii) If I shout, he'll hear me. (_____)

(viii) If Roger comes, we'll begin. (_____)



(ix) We will go at two o'clock. (_____)

(x) Is it the sixth or seventh? (_____)

(xi) In April I only came once. (_____)



(xii) I'll sing; you hum on key. (_____)

(xiii) At last, I, Gerald, had won. (_____)

(xiv) When I withdrew, Al rushed in. (_____)



(ix) We will go at two o'clock. (_____)

(x) Is it the sixth or seventh? (_____)

(xi) In April I only came once. (_____)



(xii) I'll sing; you hum on key. (_____)

(xiii) At last, I, Gerald, had won. (_____)

(xiv) When I withdrew, Al rushed in. (_____)



(ix) We will go at two o'clock. (_____)

(x) Is it the sixth or seventh? (_____)

(xi) In April I only came once. (_____)



(xii) I'll sing; you hum on key. (_____)

(xiii) At last, I, Gerald, had won. (_____)

(xiv) When I withdrew, Al rushed in. (_____)

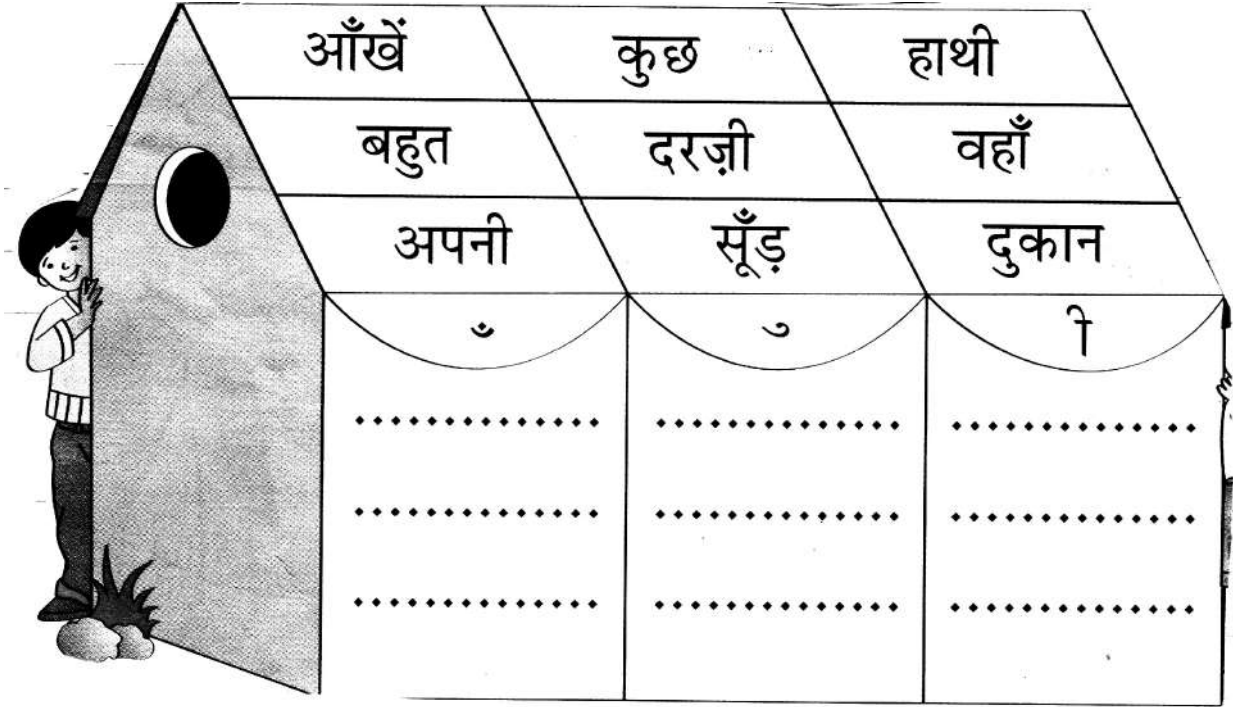
GWALIOR GLORY SCHOOL

Class : I

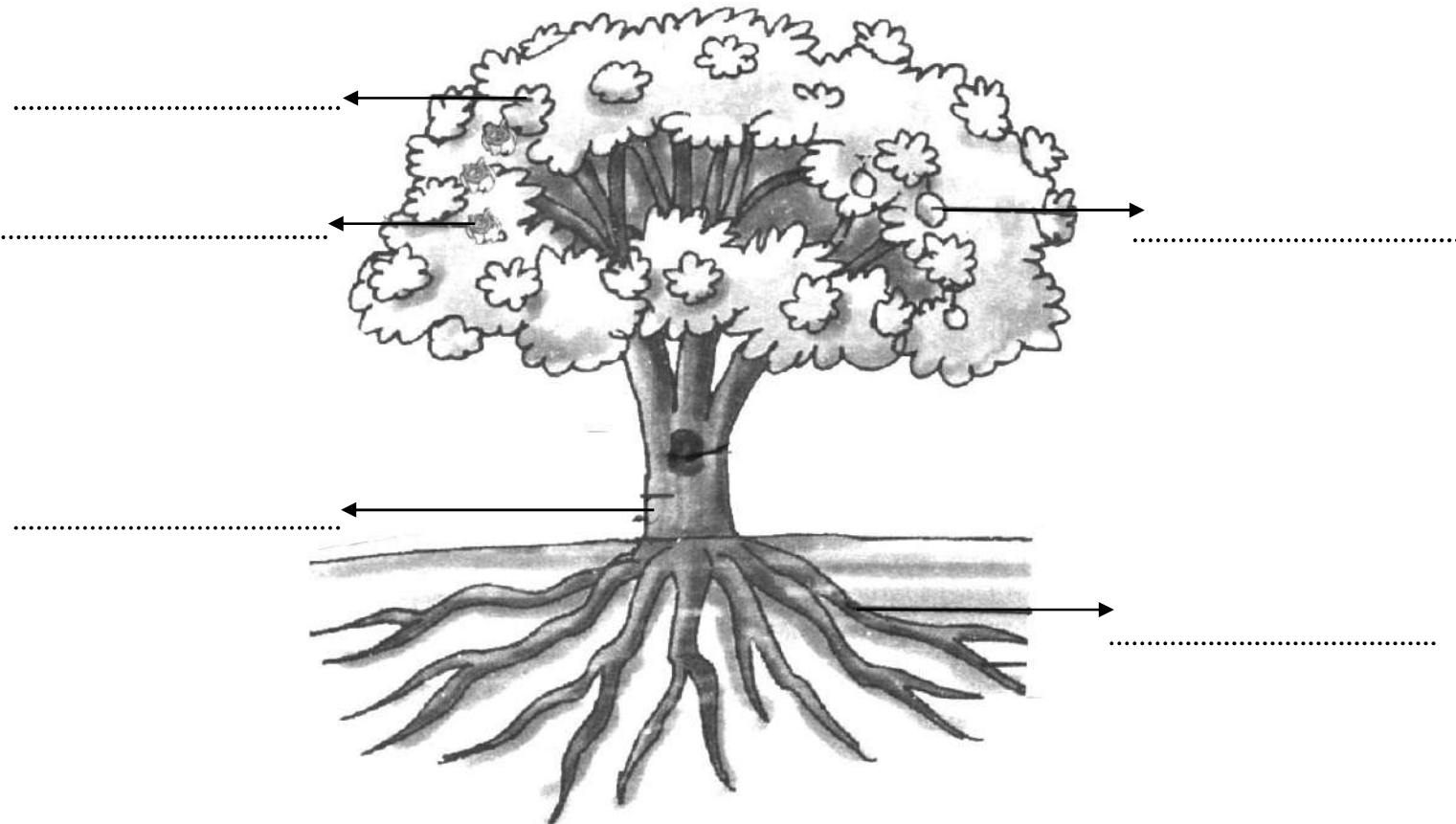
WINTER HOLIDAY HOMEWORK HINDI (2024-25)

Name : _____ Sec. : _____ Roll No. : _____ Date : _____


(1) दिये गए शब्दों को उनकी मात्रा वाले घर में पहुँचाओ और शब्द घर पूरा करो।



(2) पेड़ के प्रत्येक भाग को पहचानों और उनका नाम लिखो।



(3) पहचानिए जिनके नाम 'क' से शुरू होते हैं और उनमें रंग भरें।



'क' से शुरू होने वाली 6 चीजों के नाम लिखिए।

1. 2. 3.

4. 5. 5.

(4) दिए गए लिफाफे पर अपने विद्यालय व घर का पता लिखें।

स्कूल का पता	घर का पता
_____	_____
_____	_____
_____	_____
_____	_____
पिन कोड	पिन कोड
<input type="text"/> <input type="text"/> <input type="text"/> <input type="text"/> <input type="text"/> <input type="text"/>	<input type="text"/> <input type="text"/> <input type="text"/> <input type="text"/> <input type="text"/> <input type="text"/>



(5) दिए गए दिनों के नामों को क्रम के अनुसार लिखिए।

बुधवार, शनिवार, रविवार, शुक्रवार, मंगलवार, गुरुवार, सोमवार


Blank ovals for writing the days of the week in order.

(6) चित्रों की मदद से कहानी पूरी कीजिए।



एक

बहुत समझदार थी। वह अपने




को बहुत प्यार करती थी।




मीठा-मीठा गीत गाकर सबका मन बहलाती थी।




सबकी बहुत मदद करता था।



सबके लिए मीठे



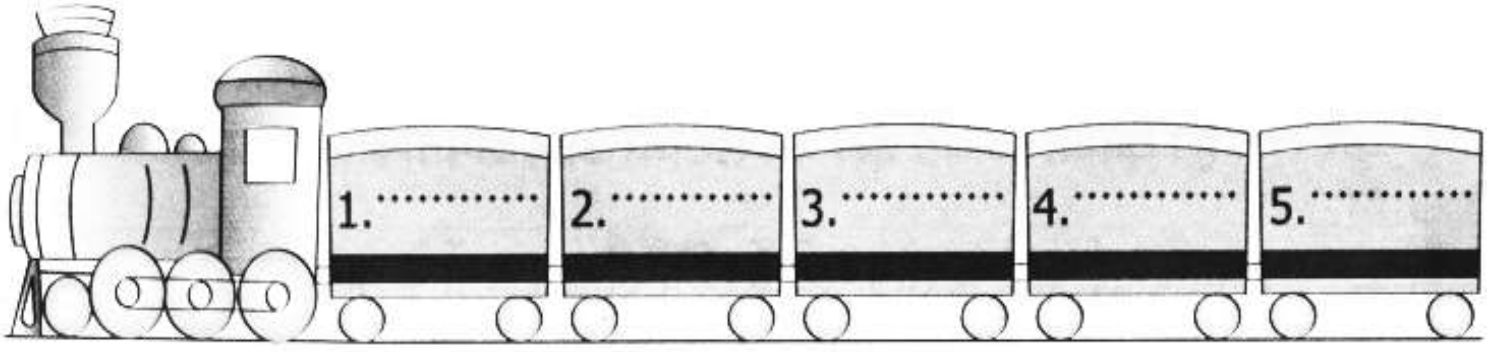
लाती थी। सब



के

नीचे बैठकर खूब मस्ती करते थे। सभी मिलजुलकर रहते थे।

(7) भारत के किन्हीं पाँच नगरों के नाम लिखो।



(8) घर के अंदर और बाहर खेले जाने वाले खेलों की सूची बनाइए—

घर के अंदर

घर के बाहर

.....
.....
.....

.....
.....
.....

GWALIOR GLORY SCHOOL

WINTER HOLIDAY HOMEWORK MATHEMATICS (2024-25)

Class : I

Name : _____ Sec. : _____ Roll No. : _____ Date : _____

(1) Find 1 less, 1 more, 10 less 10 more

10 Less

1 Less 28 1 More

37 38 39

48

10 More

10 Less

1 Less 1 More

21

10 More

10 Less

1 Less 1 More

55

10 More

10 Less

1 Less 1 More

29

10 More

10 Less

1 Less 1 More

62

10 More

10 Less

1 Less 1 More

32

10 More

10 Less

1 Less 1 More

49

10 More

10 Less

1 Less 1 More

36

10 More

10 Less

1 Less 1 More


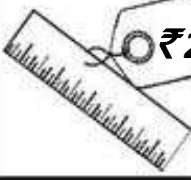
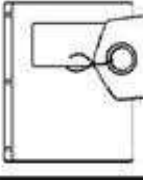
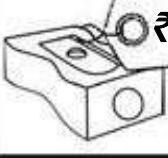



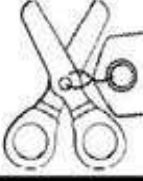


79


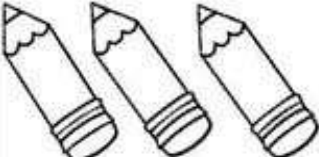
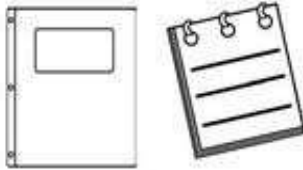
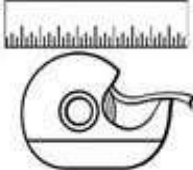
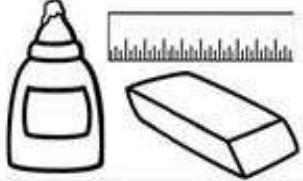

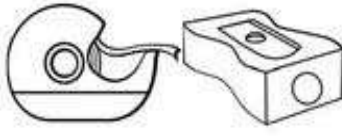

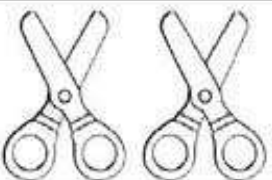
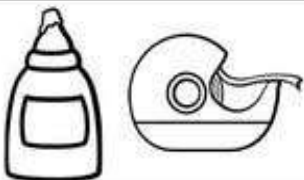


10 More

(2)


Money (Adding up Change) Shopping for School Supplies

Directions: Use the shopping key to add up the amounts spent on school supplies. Be sure to use the rupee sign.


 ₹68	 ₹25	 ₹59	 ₹15	 ₹38
 ₹17	 ₹9	 ₹36	 ₹17	 ₹46

 _____	 _____
 _____	 _____
 _____	 _____
 _____	 _____
 _____	 _____
 _____	 _____

(3) Design your own castle and colour it.



(4) True or false:



TRUE or FALSE

*Color the true facts yellow and
the false facts blue*

$8 \times 2 = 16$

$3 \times 9 = 25$

$5 \times 2 = 10$

$8 \times 8 = 16$

$6 \times 5 = 55$

$9 \times 1 = 1$

$2 \times 4 = 8$

$2 \times 7 = 12$

$2 \times 2 = 24$

$1 \times 3 = 3$

$10 \times 2 = 50$

$8 \times 4 = 41$

$7 \times 5 = 30$

$9 \times 8 = 72$

$6 \times 3 = 16$

$7 \times 9 = 63$

$10 \times 5 = 50$

$6 \times 1 = 6$

$4 \times 8 = 33$

$5 \times 2 = 15$

$2 \times 10 = 112$

$4 \times 10 = 40$

$3 \times 7 = 21$

GWALIOR GLORY SCHOOL

Class : I

WINTER HOLIDAY HOMEWORK EVS (2024-25)

Name : _____ Sec. : _____ Roll No. : _____ Date : _____

(1) Find the given family relation terms in word search puzzle:-



Family Members word search

S	Y	F	A	T	H	E	R	T	U	R	Q
M	O	E	E	A	D	O	A	U	N	T	A
S	R	N	C	M	D	A	A	N	C	R	G
F	P	C	C	O	D	O	C	C	L	R	R
G	T	A	B	T	U	O	H	L	E	N	A
R	H	D	R	H	I	S	T	E	R	N	N
A	E	E	O	E	N	V	I	S	E	N	D
N	R	N	T	R	N	I	X	N	T	R	M
D	V	T	H	A	D	T	C	C	H	R	A
P	P	I	E	O	S	I	S	T	E	R	V
A	V	S	R	A	D	Z	C	G	R	R	E
S	D	A	U	G	H	T	E	R	O	H	T



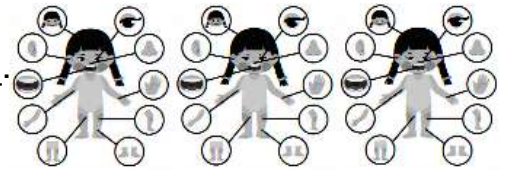
Son	father	cousin	grandpa
aunt	mother	brother	grandma
uncle	sister	parents	daughter

Fill in the blanks with the correct family relation term:-

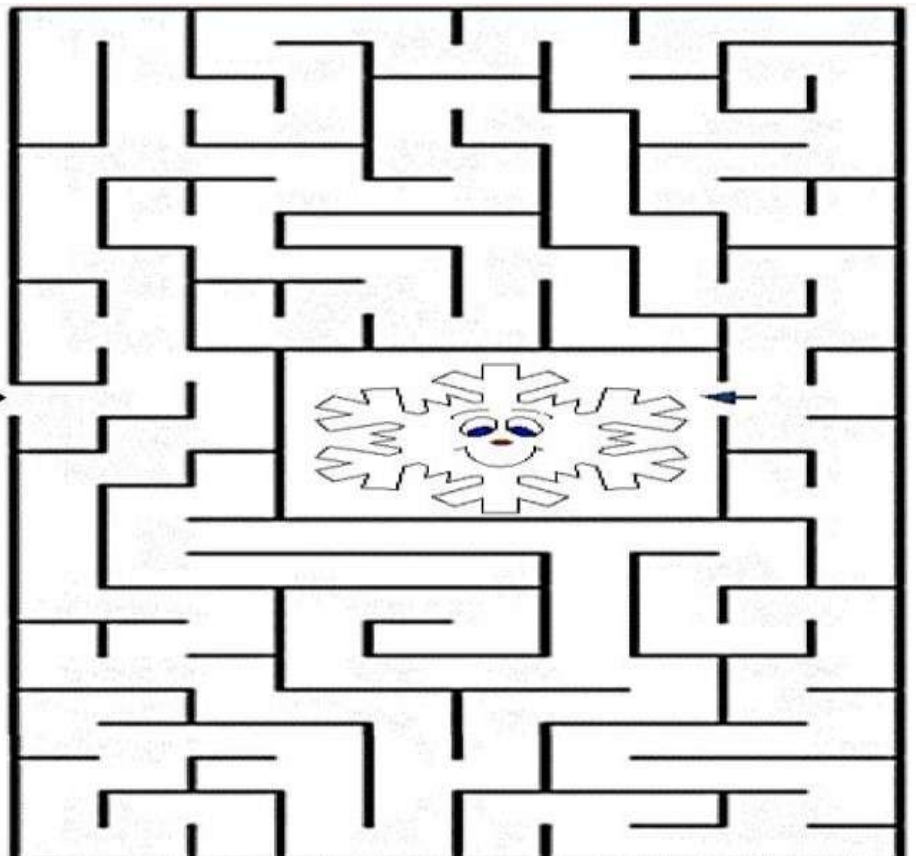

- 1) Your father's father is your _____.
- 2) Your mother's mother is your _____.
- 3) Your father's mother is your _____.
- 4) Your mother's father is your _____.
- 5) Your father's sister is your _____.
- 6) Your mother's brother is your _____.
- 7) Your father's brother is your _____.
- 8) Your mother's sister is your _____.

(2) Fill in the blanks with the appropriate body part's names:-

- 1) We walk, jump and jog with our _____.
- 2) We write, eat and hold things with our _____.
- 3) _____ helps us to think and do different tasks.
- 4) The front part of our head is _____.
- 5) Our eyes help us to _____ things and read.
- 6) Our _____ help us to hear sounds and listen to music.
- 7) Our _____ helps us to smell things and breathe.
- 8) Our mouth has two rows of _____.
- 9) Our _____ help us to chew the food.
- 10) Our tongue helps us to _____ food.
- 11) We have _____ all over the body.
- 12) _____ helps us feel the touch.



(3) Help frosty find his favourite snowflake.



(4) **ANALOGIES:** Directions- Fill in the analogies with a word on the signs.

Analogies

Directions: Fill in the analogies with a word on the signs.




- 1) Knife is to cut as ruler is to _____.
- 2) Apple is to fruit as broccoli is to _____.
- 3) Up is to down as on is to _____.
- 4) Milk is to cow as eggs are to _____.
- 5) Bed is to bedroom as stove is to _____.
- 6) Car is to road as boat is to _____.
- 7) Brother is to boy as sister is to _____.
- 8) Toe is to foot as finger is to _____.
- 9) Sky is to blue as grass is to _____.
- 10) Sun is to hot as snow is to _____.
- 11) Big is to giant as small is to _____.

EVS : PROJECT

- (1) Visit to the garden, observe different kinds of leaves, their different shapes, sizes and colours.

Collect some leaves, stick them on A4 size sheet and label each leaf.

(eg.: mango leaf, neem leaf etc.) (any-six)



- (2) Use different kinds of flower petals to make the above given picture (elephant) colourful.

Note: EVS projects will be marked for II-Term evaluation. Do both the projects.

GWALIOR GLORY SCHOOL

Class : I

WINTER HOLIDAY HOMEWORK GK (2024-25)

Name : _____ Sec. : _____ Roll No. : _____ Date : _____

(1) MY TOWN / CITY :

Explore your hometown in this winter break and fill the details below:-

Name of my homeland

I live in a state called



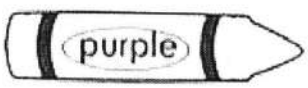
Famous architectural buildings of my city




Recreation grounds nearby

Popular stadiums in my city


(2) COLOUR CODE: Use the colour code to colour the picture.



3



4



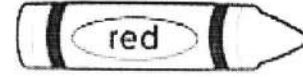
6



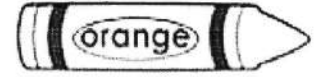
8




5



7



9



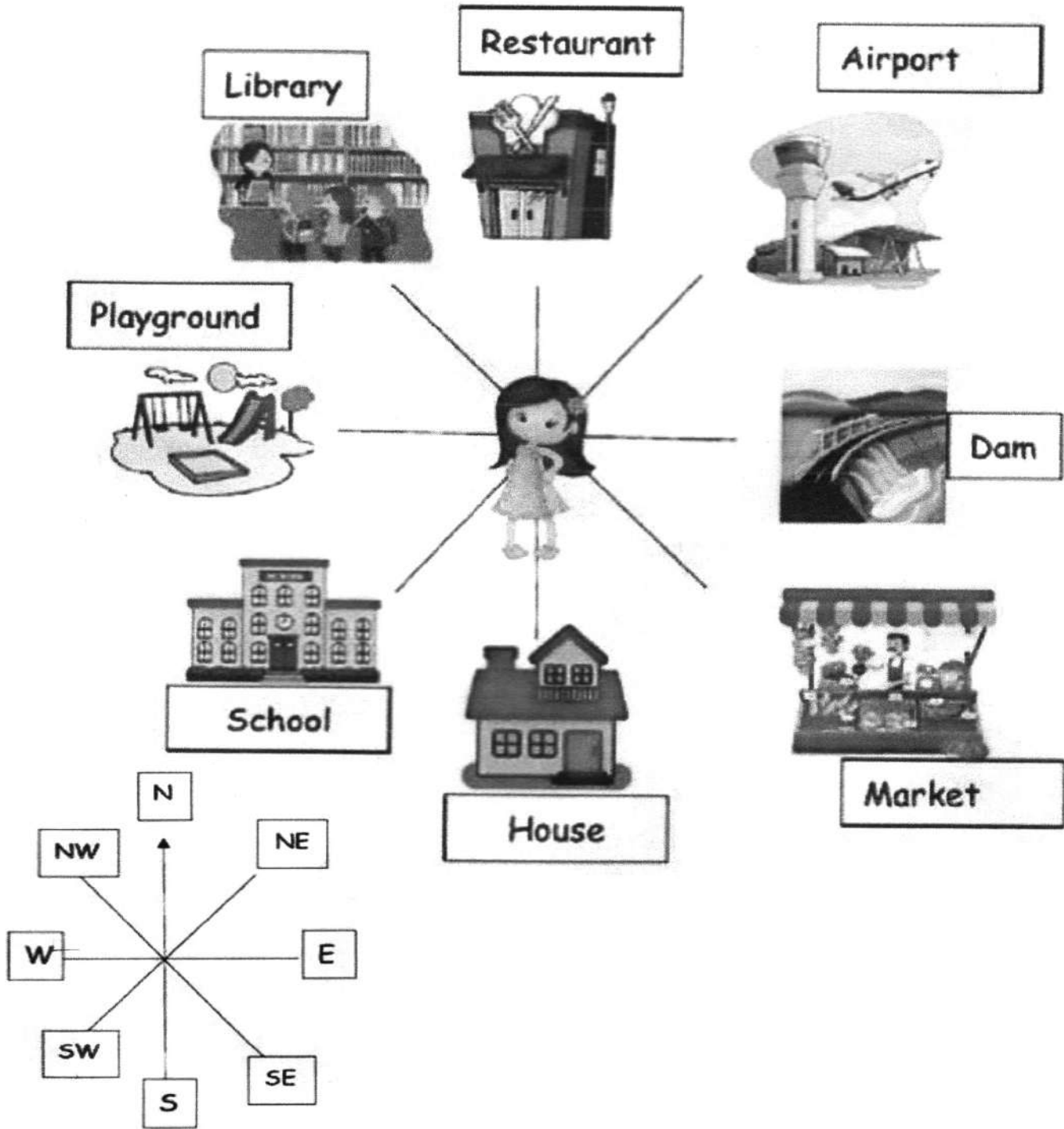
(3) RIDDLES: Solve the riddles and circle the answer in the grid:

- (1) What can travel around the world while staying in a corner?
- (2) What comes down but never goes up?
- (3) What gets wet when drying?
- (4) I am tall when I am young and I am short when I am old?
- (5) What has to be broken before you can use it?
- (6) What is made of water but if you put it into water it vanishes?
- (7) What has many rings but no fingers?
- (8) What starts with 'T' ends with 'T' and has 'T' inside it?
- (9) What has a head and a tail, but no body?
- (10) What has many keys but never opens a single lock?

I	C	E	C	U	B	E
A	P	I	A	N	O	T
B	H	R	A	I	N	E
C	O	I	N	N	O	A
D	N	J	K	L	M	P
E	E	C	P	Q	R	O
S	T	A	M	P	A	T
F	O	N	S	T	U	V
G	W	D	W	X	Y	Z
H	E	L	B	C	D	E
I	L	E	G	G	F	G

(3) HELP SARA TO REACH THE PLACES:

Use the 8-point compass to tell Sara correct direction:-



SARA'S LOCATION

DIRECTION

- (1) Sara goes to school.
- (2) Sara goes to market.
- (3) Sara goes to library to read books.
- (4) Sara goes to her house.
- (5) Sara goes to see a dam.
- (6) Sara goes to airport.
- (7) Sara goes to restaurant.

GWALIOR GLORY SCHOOL

WINTER HOLIDAY HOMEWORK COMPUTER (2024-25)



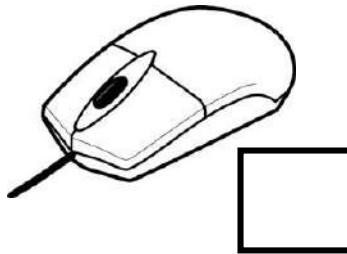
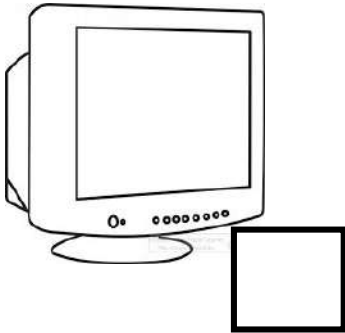
Class : I

Name : _____ Sec. : _____ Roll No. : _____ Date : _____

(1) Tick (✓) the activities which you think can be done on a computer.


- | | | |
|--|--|--|
| 1) Draw <input type="checkbox"/> | 6) Type letters <input type="checkbox"/> | 2) Swim <input type="checkbox"/> |
| 7) Play Music <input type="checkbox"/> | 3) Play games <input type="checkbox"/> | 8) Solve sums <input type="checkbox"/> |
| 4) Walk <input type="checkbox"/> | 9) Design Cars <input type="checkbox"/> | 5) Jump <input type="checkbox"/> |
| 10) Dance <input type="checkbox"/> | | |

(2) Write 'I' for parts that help in input, 'P' for processing and 'O' for output.



(3) Colour the keys of the keyboard as per the given colour code.

- | | | |
|------------------|---|-----------------------|
| 1) Alphabet keys | : | Yellow Colour |
| 2) Number keys | : | Orange Colour |
| 3) Spacebar key | : | Red Colour |
| 4) Enter keys | : | Pink Colour |
| 5) Shift keys | : | Blue Colour |
| 6) Backspace key | : | Purple Colour |
| 7) Special keys | : | Colour of your choice |
| 8) Caps Lock key | : | Colour of your choice |



(4) Draw the following tools of tux paint.

1) Paint

2) Magic

3) Shapes

4) Quit

5) Lines

6) Fill

7) New

8) Magic